



## **Security Door Design Guide** **Including Security Doors, Screen Doors, Decorative Doors and Decorative Gates**

### **Design Criteria:**

- Security doors, screen doors, decorative doors or decorative gates that are visible from the street, sidewalk or Public View must be reviewed and approved by the DRC prior to purchase and installation.
- The style, patterns, shapes and colors of such doors shall match the authentic architectural style and character of the home. Patterns and shapes that work for one style may not work for other styles.
- The attached illustrations depict style, shape and pattern characteristics that are common for each of the authentic architectural styles. These illustrations should be used as a guide to help select a door appearance that is appropriate for your home.
- Designs for doors and gates that are deemed, in the sole discretion of the DRC, to be contemporary, bold, dramatic, complicated, overly ornate, or inappropriate for the authentic architectural style of the home will not be approved.
- No animal, plant or character depictions; or stylized graphics; are allowed on a security door, screen door decorative door, or decorative gate.
- The frame and pickets shall be a dark color that compliments the trim colors of the house.
- Perforated metal mesh used as a screen material shall be painted to match the color of the door; or shall be painted black, dark bronze, dark grey or dark brown.
- Screen fabric used as a screen material shall be black, dark bronze, dark grey or dark brown.
- No white, light, beige, tan, or colorful colored screening or mesh materials are allowed.
- Security Doors are not allowed over pairs of French doors.


### **Submittal Requirements:**

An Application to add a security door, screen door or decorative gate to an existing home shall include the following items. **Incomplete applications will not be accepted or reviewed.**

- Application Form with all information completed. Application forms are available on-line at [www.eastmark.com](http://www.eastmark.com) or at the Community Life Offices located at 10100 E Ray Rd. Mesa, AZ 85212.
- Drawings, Photographs, Cut Sheets, Catalog Pages, and/or Specifications that provide a clear and complete explanation of the location and appearance of the proposed door or gate; including colors and materials.
- Photographs:
  - Current, wide angle photo of the home. (Required to explain the architectural style and color of the home.)
  - Photo of the existing front door or the location of the proposed new door.
  - Each individual photo shall be legible and of a reasonable quality. When taking photos, avoid photos that are taken directly into the sunlight or photos that are very dark and shaded. All photos shall include the name of the property owner; the property address.

**Installation of a security door, screen door, decorative door, or decorative gate may not commence until the application has been approved in writing by the Design Review Committee.**

All Additions, modifications or other Improvements must be approved by the DRC prior to installation. Compliance with these Guidelines does not eliminate the need to submit to the DRC prior to installation or commencement of work. Approval may be withheld as deemed necessary by the DRC.



## STYLE EXAMPLES



for

**Security Doors**

**Screen Doors**


**Decorative Doors**

**Decorative Gates**






## Architectural Styles

- **Desert Prairie**




## Notes:




- Security Door Frame shall be a dark color that compliments the trim colors of the house.
- Screen Fabric or Metal Mesh shall be black, dark bronze, dark brown or dark charcoal color. (no light, cream or tan colors)
- Security Doors must be submitted for review and approval by the Design Review Committee prior to installation.



**STYLE EXAMPLES**  
for  
**Security Doors**  
**Screen Doors**  
**Decorative Doors**  
**Decorative Gates**

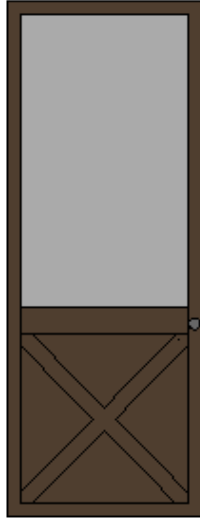



**Architectural Styles**  
• **Craftsman**



**Notes:**

- Security Door Frame shall be a dark color that compliments the trim colors of the house.
- Screen Fabric or Metal Mesh shall be black, dark bronze, dark brown or dark charcoal color. (no light, cream or tan colors)



## STYLE EXAMPLES


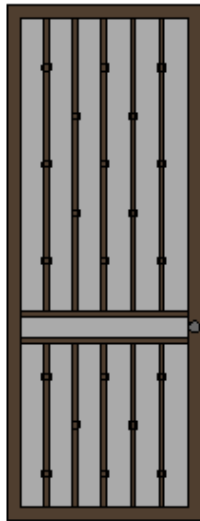
for

**Security Doors**

**Screen Doors**

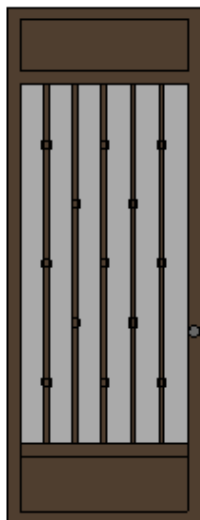
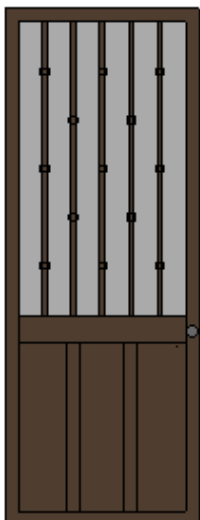
**Decorative Doors**

**Decorative Gates**



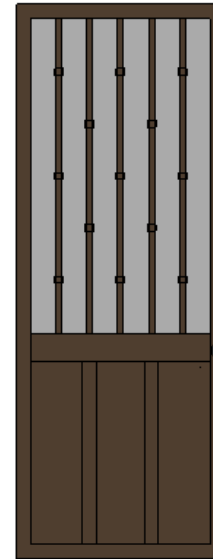
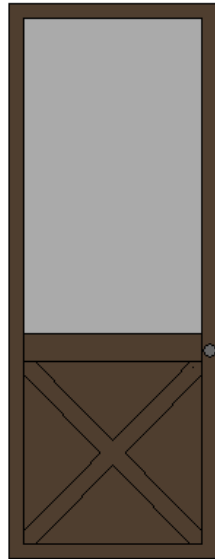

## Architectural Styles

- **Ranch Hacienda**
- **Ranch Territorial**



## Notes:


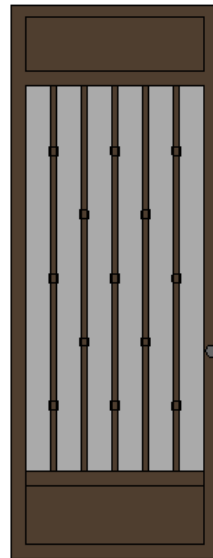
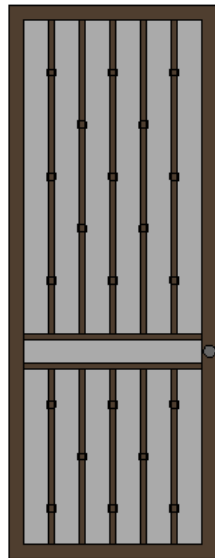

- Security Door Frame shall be a dark color that compliments the trim colors of the house.
- Screen Fabric or Metal Mesh shall be black, dark bronze, dark brown or dark charcoal color. (no light, cream or tan colors)
- Security Doors must be submitted for review and approval by the Design Review Committee prior to installation.



## **Security / Screen Doors** **STYLE EXAMPLES**


### **Architectural Styles**

- **Ranch Hacienda**
- **Ranch Territorial**



### **Notes:**

- Security Door Frame shall be a dark color that compliments the trim colors of the house.
- Screen Fabric or Metal Mesh shall be black, dark bronze, dark brown or dark charcoal color. (no light, cream or tan colors)
- Security Doors must be submitted for review and approval by the Design Review Committee prior to installation.



## STYLE EXAMPLES

for

**Security Doors**

**Screen Doors**


**Decorative Doors**

**Decorative Gates**



## Architectural Styles

- **Rural Mediterranean**
- **Tuscan**
- **Spanish Monterey**



## Notes:

- Security Door Frame shall be a dark color that compliments the trim colors of the house.
- Screen Fabric or Metal Mesh shall be black, dark bronze, dark brown or dark charcoal color. (no light, cream or tan colors)
- Security Doors must be submitted for review and approval by the Design Review Committee prior to



## STYLE EXAMPLES


for

**Security Doors**

**Screen Doors**

**Decorative Doors**

**Decorative Gates**





## Architectural Styles

- **Spanish Colonial**
- **Spanish Mission**
- **Spanish Hacienda**



## Notes:

- Security Door Frame shall be a dark color that compliments the trim colors of the house.
- Screen Fabric or Metal Mesh shall be black, dark bronze, dark brown or dark charcoal color. (no light, cream or tan colors)
- Security Doors must be submitted for review and approval by the Design Review Committee prior to installation.



## STYLE EXAMPLES

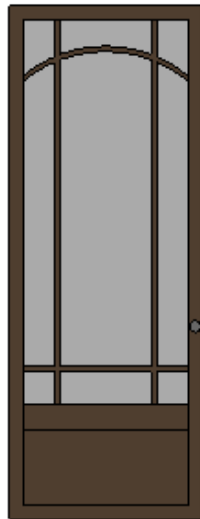

for

**Security Doors**

**Screen Doors**

**Decorative Doors**

**Decorative Gates**



## Architectural Styles

- **Western Cottage**

## Notes:

- Security Door Frame shall be a dark color that compliments the trim colors of the house.
- Screen Fabric or Metal Mesh shall be black, dark bronze, dark brown or dark charcoal color. (no light, cream or tan colors)